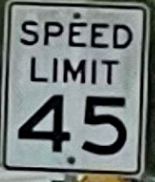

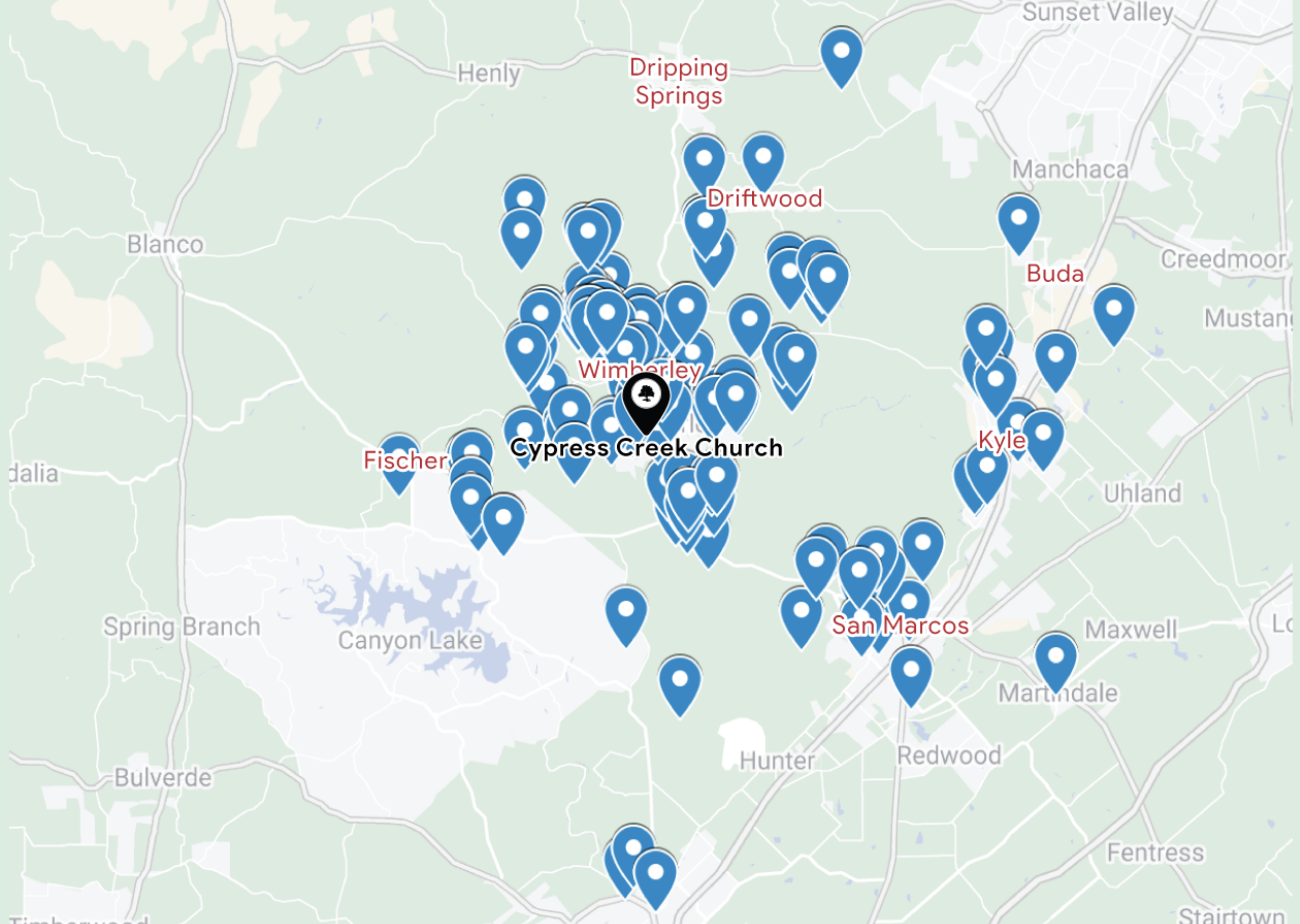




LEADERS








What are Community Groups?

Community Groups are small communities, within Cypress Creek Church, characterized by Jesus, relationships, and the mission to share Christ's love with others.



GROW up

⁴² And they devoted themselves to the apostles' teaching and the fellowship, to the breaking of bread and the prayers. ⁴³ And awe came upon every soul, and many wonders and signs were being done through the apostles.



GIVE to

⁴⁴ And all who believed were together and had all things in common. ⁴⁵ And they were selling their possessions and belongings and distributing the proceeds to all, as any had need.



GATHER in

⁴⁶ And day by day, attending the temple together and breaking bread in their homes, they received their food with glad and generous hearts,
⁴⁷ praising God and having favor with all the people.


LEADERS



GO out

And the Lord added to their number day by day those who were being saved.

ACTS 2:47 ESV



- ❑ Invite involvement from everyone
- ❑ Connect to each other
- ❑ Ease into group life

Is Jesus the main thing at my CG?

Are group members more comfortable with each other and enjoy being together?

LEADERS

Community Group Seasons



Fall CG Season

Sunday, August 21 — Sunday, December 11

Spring CG Season

Sunday, January 22 — Sunday, May 14

Spring Leader Rally - Sunday, January 15 @ 4-6pm

LEADERS

GROW up



- ❑ Shift focus to God. Spend time in worship and prayer
- ❑ Interact with God's Word
- ❑ An opportunity for God to speak directly to hearts through His Word.
- ❑ A time to respond to God.

*How well is my group challenging, supporting, and encouraging each other to live Jesus-centered lives?
Is the group transparent with each other? Does the group apply God's Word specifically to their lives?*

OIA METHOD



Observation

What does the passage say?

After reading the passage, look back and observe what the passage is saying. Try to look for repeated words, key phrases, and cross-references. Also, think about questions that you have after reading. Allow your curiosity to lead you further in understanding.

Who? What? When? Where? Why?

What other questions arise from the passage?



Interpretation

What does the passage mean?

After observing what was said in the text, interpretation seeks to understand what God, or the book's author, is seeking to communicate through the passage. Context is crucial to determining the meaning of the text. Outside resources like Bible dictionaries and commentaries also help when seeking historical context for passages.

What is the context?

Why is the author bringing this up?

What is God saying through this passage?



Application

How do I need to respond?

It's easy to breeze through passages, especially those familiar to us, without taking time to stop and think about how we can practically apply the truths we studied.

How should I live my life in light of this passage?


How does this truth compel me to be transformed?

What does it look like to put this into practice?



CG Leaders Providing Counseling

1. Show up - be fully present as a safe place
2. Listen to understand
3. Show Compassion and Empathy
4. Speak with Encouragement and Wisdom
5. Act with kindness
6. Pray



When to refer for further help

1. Talk of self-harm, abuse, or addiction
2. You sense you are not able or trained on the issues
3. Meet many times with no/minimal improvement
4. You realize there is a systemic issue that needs addressed (marital or family)
5. The person or their issues push your buttons and impede your ability to show compassion and empathy



1. Reach out to Pastoral Team

2. Counseling Resources:

Center for Relational Care: relationalcare.org

512.249.6200

The Timothy Center: timothycenter.com

512.331.2700




² Be shepherds of God's flock that is under your care, watching over them—not because you must, but because you are **willing**, as God wants you to be; not pursuing dishonest gain, but **eager** to serve;³ not lording it over those entrusted to you, but **being examples** to the flock.



GIVE to

- Focus on meeting the needs inside the group
- Pray for one another

Is Jesus working through us to meet each other's needs and the needs of others in the neighborhood?



GO out

- Focus outside the group
- Encourage missional living

How is my CG being missional?

Who are we inviting, serving, and reaching out to?


What are our multiplication goals?



Key Signs for Multiplication

Sign #1: Is Community Taking Place?


If a new CG multiplies that hasn't experienced true community, there's a good chance it won't survive. Before multiplication happens, those in the cell should first experience what it means to be the family of God.



Key Signs for Multiplication

Sign #2: Is Everyone Participating?

A group is not ready to multiply unless the group members are actively ministering to one another, applying the word of God to real life, and actively using their gifts. The disciples who will eventually lead the new CG are best prepared in this type of environment. Future disciples will also need to know how to identify their own gifts and help others in finding and using theirs. They need to first witness an organic, dynamic CG, so they can reproduce the same thing in the new CG.



Key Signs for Multiplication

Sign #3: Is the Group Evangelizing?


If the original CG has not practiced evangelism together, most likely the new CG won't practice it either. And if the original CG is ingrown, future disciples who will lead the new group won't have a positive mental image of what they are supposed to do.



Key Signs for Multiplication

Sign #4: Are New Disciples Growing?

If no one is being formed or growing in the group to lead the next group, multiplication won't take place. It's possible to envision and even set goals for CG multiplication, but if a potential new disciple-maker is not being formed, multiplication won't take place.



LEADERS



PRAY for

- ❑ Salvation
- ❑ Healing
- ❑ Unity
- ❑ Activation

